

# Missouri Boating Statistics & Drownings



**2015  
Edition**  

---

**2014  
Statistics**

**Department of Public Safety  
Missouri State Highway Patrol**

# Introduction

This booklet is published by the Missouri State Highway Patrol as an aid to persons who are interested in recreational boating crashes and accidental drowning incidents occurring in the state. It contains information which provides a comprehensive look at statewide crashes and accidental drowning incidents as experienced in 2014.


The Missouri State Highway Patrol is the central recreational boating data collection agency for the State of Missouri. The Patrol investigates all recreational boating crashes occurring in the state and either investigates or gathers data on accidental drowning incidents occurring in state and private waters.

## Interesting Statistics

*Here at a glance are some interesting statistics found in this booklet:*

- In 2014 there were 15 persons killed and 103 persons injured in recreational boating crashes in the State of Missouri. This was two fewer killed and 15 more injured than in 2013. There was an increase of 28% in total crashes statewide compared to 2013.
- In 2014 there were 179 total crashes including 83 property damage only, 82 injury, and 14 fatal.
- "Inattention" was the leading contributing circumstance for all crashes followed by "water conditions (rough, chop, current, etc.)." Impairment (alcohol/drugs) was known to have been a contributing circumstance to 17 crashes statewide.
- Capsizing type crashes resulted in the deaths of three persons. This was 20% of the total persons killed in crashes.
- Of all crashes reported statewide, 86% (154) occurred during the months of May through August.
- Most crashes occurred on Friday (35) and Saturday (60) and most occurred between noon and 8:00 p.m.
- Of all crashes reported statewide, 70.4% (126) involved only one watercraft. Twelve of the 14 fatal crashes involved only one watercraft.
- Of the 233 boat operators involved in crashes, 127 had no prior boater education.
- In 2014, there were 21 persons killed in accidental drowning incidents occurring in state waters, 14 fewer than in 2013. In addition, the Missouri State Highway Patrol investigated seven accidental drowning incidents that occurred on private property.
- Most drowning incidents occurred on Friday (6), Saturday (5), and Sunday (6) and most occurred during the months of June (12) and July (8).

*It is hoped that the information in this booklet will be of value to you. Certainly it is the most comprehensive look available at statewide crashes and accidental drowning incidents in Missouri.*



# Index

Boating Crashes by Year.....	3
Boating Crashes by Month .....	3
Boating Crashes by Day and Hour.....	4
Boating Crashes by County .....	5
Boating Crashes by Troop .....	5
Nationwide Information .....	6
Water and Weather Conditions .....	6
Crash Type .....	7
Boating Crashes by Body of Water/County .....	8 & 9
Boating Crashes by Multi-County Body of Water.....	9
Probable Contributing Circumstances .....	10
Vessel Actions at Time of Crash .....	11
Alcohol Involvement .....	11
Number of Vessels Involved.....	12
Vessel Type Involved .....	12
Age of Killed/Injured & Operators.....	13
Buoy/Regatta/Dive Team/Boater Education Statistics.....	14
Drownings by Year .....	15
Drownings by Month .....	15
Drownings by Day & Hour .....	16
Drownings by Troop.....	17
Drownings by County .....	17
Drownings by Body of Water .....	18
Age of Drowning Victim.....	19
Holiday Crashes & Drownings .....	20
Highway Patrol Headquarters.....	21

# Boating Crashes by Year

## Statewide Boating Crashes in Missouri

Year	Statewide Crashes				Persons Involved		
	Fatal	Injury	Property Damage	Total	Killed	Injury	Total
2010	13	98	124	235	14	120	134
2011	16	64	86	166	19	87	106
2012	10	75	109	194	12	99	111
2013	17	61	62	140	17	88	105
2014	14	82	83	179	15	103	118

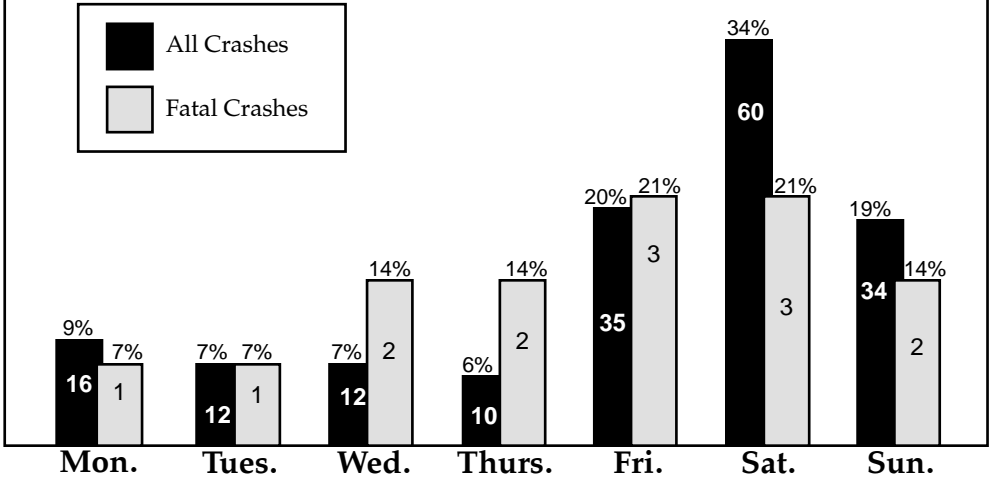
# Boating Crashes by Month

## Statewide Boating Crashes By Month

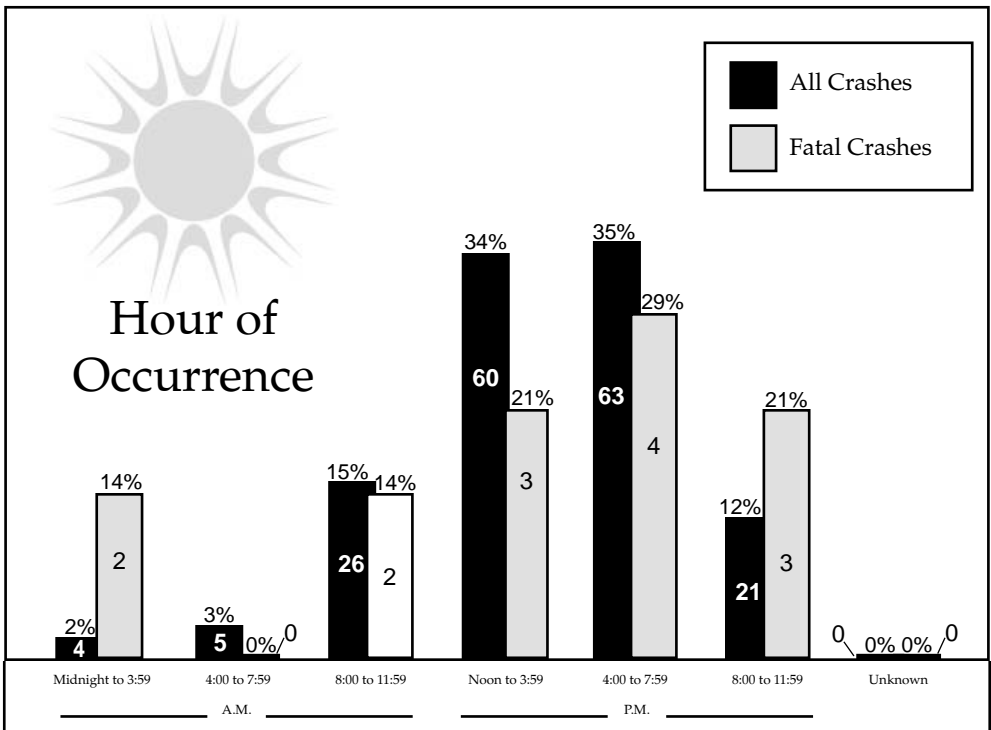
	Fatal	Injury	Property Damage	Total
January	0	0	0	0
February	0	0	1	1
March	0	1	3	4
April	2	3	4	9
May	4	5	13	22
June	0	19	11	30
July	3	35	27	65
August	2	17	18	37
September	2	2	5	9
October	1	0	1	2
November	0	0	0	0
December	0	0	0	0
<b>Total</b>	<b>14</b>	<b>82</b>	<b>83</b>	<b>179</b>

# Crashes by Day and Hour

## Day of Occurrence

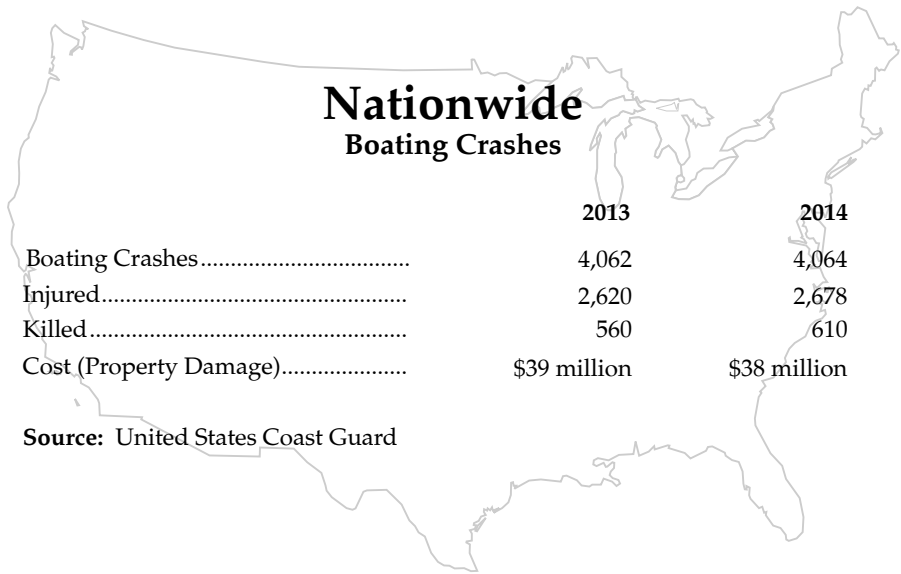


## Hour of Occurrence






# Nationwide Information



# Water & Weather Conditions



Water Conditions	Fatal Crashes	Percent	All Crashes	Percent
Calm (waves less than 6").....	8	57.14	92	51.40
Choppy (waves 6" to 2').....	4	28.57	58	32.40
Rough (waves 2' to 6').....	0	0.00	11	6.15
Very Rough (waves more than 6').....	1	7.14	3	1.68
Strong/Swift Current .....	1	7.14	14	7.82
Unknown.....	0	0.00	1	0.56
Total.....	14		179	

Weather Conditions	Fatal Crashes	Percent	All Crashes	Percent
Clear .....	10	71.43	126	70.39
Cloudy .....	3	21.43	49	27.37
Fog.....	1	7.14	1	0.56
Rain .....	0	0.00	2	1.12
Snow.....	0	0.00	0	0.00
Hazy.....	0	0.00	0	0.00
Unknown.....	0	0.00	1	0.56
Total.....	14		179	

# Crash Type

## Statewide Boating Crashes in Missouri

Type of Crash	Crashes					Persons Involved			
	Fatal	Injury	Property Damage	Total	%	Killed	Injury	Total	%
Capsizing .....	3	1	3	7	3.91	3	2	5	4.24
Collision with Fixed Object .....	3	9	13	25	13.97	3	14	17	14.41
Collision with Floating Object.....	0	1	1	2	1.12	0	2	2	1.69
Collision with Vessel.....	1	13	35	49	27.37	2	19	21	17.80
Fall within Vessel.....	0	15	0	15	8.38	0	18	18	15.25
Fall Overboard.....	7	13	0	20	11.17	7	15	22	18.64
Fire/Explosion (Fuel) .....	0	3	7	10	5.59	0	4	4	3.39
Flooding/Swamping .....	0	1	13	14	7.82	0	1	1	0.85
Grounding.....	0	4	5	9	5.03	0	5	5	4.24
Person Left Vessel.....	0	1	0	1	0.56	0	1	1	0.85
Skier Mishap .....	0	17	0	17	9.50	0	18	18	15.25
Struck by Prop or Propulsion Unit .....	0	2	0	2	1.12	0	2	2	1.69
Struck by Vessel.....	0	2	0	2	1.12	0	2	2	1.69
Struck Submerged Object.....	0	0	6	6	3.35	0	0	0	0.00
<b>Total.....</b>	<b>14</b>	<b>82</b>	<b>83</b>	<b>179</b>		<b>15</b>	<b>103</b>	<b>118</b>	
Percentage .....	7.82	45.81	46.37			12.71	87.29		



# Crashes by Body of Water/County

Body of Water	County	Crash Severity				Personal Severity		
		Fatal	Injury	Property Damage	Total	Killed	Injured	Total
Big Piney River	Pulaski	0	1	0	1	0	3	3
Clearwater Lake	Reynolds	0	0	1	1	0	0	0
Current River	Carter	1	0	0	1	1	0	1
Current River	Ripley	0	1	1	2	0	2	2
Gasconade River	Osage	1	1	1	3	2	5	7
Gasconade River	Pulaski	0	1	0	1	0	1	1
Harrisonville City Lake	Cass	0	0	1	1	0	0	0
Jacomo Lake	Jackson	0	0	1	1	0	0	0
Lake of the Ozarks	Camden	4	29	27	60	4	35	39
Lake of the Ozarks	Miller	0	0	1	1	0	0	0
Lake of the Ozarks	Morgan	1	9	5	15	1	11	12
Lake of the Ozarks	Benton	1	0	1	2	1	0	1
Lake of the Ozarks	Unknown	0	0	1	1	0	0	0
Lake Taneycomo	Taney	1	0	1	2	1	0	1
Mark Twain Lake	Monroe	0	0	1	1	0	0	0
Mark Twain Lake	Ralls	0	1	0	1	0	1	1
Meramec River	Crawford	0	2	2	4	0	2	2
Meramec River	Franklin	0	2	2	4	0	3	3
Meramec River	Jeffeson	0	1	0	1	0	1	1
Meramec River	St. Louis	0	1	0	1	0	1	1
Mississippi River	Lincoln	0	0	1	1	0	0	0
Mississippi River	Marion	0	0	1	1	0	0	0
Mississippi River	St. Charles	0	0	2	2	0	0	0
Missouri River	Franklin	0	1	0	1	0	2	2
Norfolk Lake	Ozark	0	0	1	1	0	0	0
Other Stream	Wayne	0	0	1	1	0	0	0
Pomme De Terre Lake	Hickory	0	3	2	5	0	3	3
Pomme De Terre Lake	Polk	0	0	1	1	0	0	0
Private Pond	Marion	1	0	0	1	1	0	1
Private Pond	Pike	1	0	0	1	1	0	1
Salt River	Ralls	1	0	0	1	1	0	1
Smithville Lake	Clay	0	1	5	6	0	1	1
Stockton Lake	Dade	1	1	0	2	1	2	3
Stockton Lake	Polk	0	0	1	1	0	0	0

# Crashes by Body of Water/County

Body of Water	County	Crash Severity				Personal Severity		
		Fatal	Injury	Property Damage	Total	Killed	Injured	Total
Table Rock Lake	Barry	0	2	1	3	0	3	3
Table Rock Lake	Stone	0	16	10	26	0	16	16
Table Rock Lake	Taney	1	3	5	9	1	4	5
Truman Lake	Benton	0	3	3	6	0	3	3
Truman Lake	Henry	0	2	0	2	0	2	2
Truman Lake	St. Clair	0	0	1	1	0	0	0
Wappapello Lake	Wayne	0	1	2	3	0	2	2
<b>Total</b>		14	82	83	179	15	103	115

# Crashes by Multi-County Body of Water

Body of Water	Crash Severity				Personal Severity		
	Fatal	Injury	Property Damage	Total	Killed	Injured	Total
Current River .....	1	1	1	3	1	2	3
Gasconade River.....	1	2	1	4	2	6	8
Lake of the Ozarks .....	6	38	35	79	6	46	52
Mark Twain Lake .....	0	1	1	2	0	1	1
Meramec River .....	0	6	4	10	0	7	7
Mississippi River .....	0	0	4	4	0	0	0
Pomme De Terre Lake .....	0	3	3	6	0	3	3
Stockton Lake.....	1	1	1	3	1	2	3
Table Rock Lake.....	1	21	16	38	1	23	24
Truman Lake .....	0	5	4	9	0	5	5
<b>Total .....</b>	10	78	70	158	11	95	106

# Probable Contributing Circumstances

Probable Contributing Circumstance	Crash Severity				Personal Severity		
	Fatal	Injury	Property Damage	Total	Killed	Injured	Total
Careless/Reckless Operation .....	0	6	3	9	0	8	8
Equipment Failure (PFD, Bilge Pump, etc.).....	0	0	7	7	0	0	0
Excessive Speed .....	1	16	6	23	1	20	21
Exhaustion.....	0	2	0	2	0	2	2
Failed to Keep Proper Lookout.....	0	13	21	34	0	19	19
Failed to Take Evasive Action .....	1	9	12	22	1	12	13
Hazard in Water .....	2	6	9	17	2	7	9
Health/Medical Problem .....	1	0	0	1	1	0	1
Hull Failure .....	0	0	1	1	0	0	0
Ignition of Fuel or Vapor .....	0	1	0	1	0	1	1
Impairment (Alcohol/Drugs) .....	4	9	4	17	5	13	18
Improper Anchoring.....	0	1	0	1	0	2	2
Improperly Loaded Vessel .....	1	2	1	4	1	2	3
Inattention .....	0	17	26	43	0	21	21
Inexperience of Operator .....	1	13	16	30	1	15	16
Mechanical Failure (Electric/Fuel, etc.) .....	1	2	11	14	1	3	4
Navigation Lights (None/Partial).....	0	1	1	2	0	1	1
Navigation Rules Violation.....	0	1	0	1	0	1	1
Off Throttle Steering .....	0	2	2	4	0	3	3
Operated Too Close to Shoreline .....	1	5	8	14	1	10	11
Other .....	2	3	11	16	3	4	7
Passenger/Skier Behavior .....	1	16	0	17	1	16	17
Restricted Visibility (Fog, Rain, etc.) .....	1	0	0	1	2	0	2
Standing/Sitting on Gunwhal, Bows, Transom..	1	1	0	2	1	1	2
Swimming Ability (Weak/None) .....	3	0	0	3	3	0	3
Unknown.....	2	0	1	3	2	0	2
Water Conditions (Rough, Chop, Current, etc.)..	5	27	10	42	5	34	39
Weather Conditions .....	1	0	7	8	1	0	1

# Vessel Actions at Time of Crash

Vessel Action	Fatal	Injury	Property Damage	Total	%
Anchored .....	0	0	0	0	0.00
Commercial Activity.....	0	0	0	0	0.00
Docked.....	0	0	0	0	0.00
Fishing .....	7	1	5	13	5.58
Fueling.....	0	0	0	0	0.00
Leaving Dock.....	0	0	0	0	0.00
Other .....	1	2	24	27	11.59
Recreational (Pleasure) Boating .....	7	75	87	169	72.53
Starting Engine .....	0	1	0	1	0.43
Moored (Bank, Vessel, etc.).....	0	0	0	0	0.00
Racing .....	1	0	0	1	0.43
Towing Other Vessel.....	0	0	0	0	0.00
Tubing.....	0	10	2	12	5.15
Water Skiing.....	0	7	1	8	3.43
Whitewater Sports .....	0	1	0	1	0.43
Unknown.....	0	1	0	1	0.43
Total.....	16	98	119	233	

# Alcohol Involvement

**Drinking and Crashes** - Whether or not a person has been drinking cannot always be determined at the scene of a crash. It is generally impossible to determine the persons who have had one or a few drinks; yet, these individuals may be as much of a hazard as the obvious drunk. Because of the time lapse from the moment of occurrence until an officer arrives at the scene to make the investigation, a person's condition concerning drinking can change a great deal. In cases where the individual may have been removed to a hospital, doctor's office or funeral home, his condition may never be determined.

## Alcohol Involved

Fatal Boating Crashes:

Alcohol Involved.....	5
No Alcohol Involved .....	7
Information Not Known .....	2

All Boating Crashes:

Alcohol Involved.....	41
No Alcohol Involved .....	133
Information Not Known .....	5

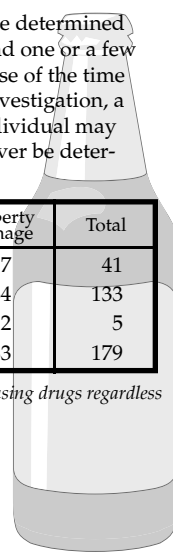
	Fatal	Injury	Property Damage	Total
Yes	5	19	17	41
No	7	62	64	133
Unknown	2	1	2	5
Total	14	82	83	179

*(Includes crashes where an operator was drinking or using drugs regardless of the alcohol/drugs contributing to the crash.)*

## Alcohol/Drugs Probable Contributing Circumstance

Persons Killed .....	5
Persons Injured.....	13

*(Includes crashes where alcohol or drug use contributed to the cause of the crash.)*



# Number of Vessels Involved

Statewide Crashes by Number of Vessels Involved							
Number of Vessels	Crashes				Persons Involved		
	Fatal	Injury	Prop. Damage	Total	Fatal	Injury	Total
1	12	66	48	126	12	79	91
2	2	16	34	52	3	24	27
3	0	0	1	1	0	0	0
Total	14	82	83	179	15	103	118

# Vessel Type Involved

Vessel Type
Bassboat .....
Cabin Motorboat .....
Canoe .....
Jon.....
Off Shore.....
Open Motorboat .....
Personal Watercraft.....
Pontoon.....
Raft-Rubber .....
Runabout.....
Sail Only .....
Sail with Auxiliary Power.....
Unknown.....
Total.....

	Crash Severity			
	Fatal	Injury	Property Damage	Total
Bassboat .....	1	9	12	22
Cabin Motorboat .....	0	1	13	14
Canoe .....	3	1	1	5
Jon.....	5	5	12	22
Off Shore.....	0	1	3	4
Open Motorboat .....	4	7	12	23
Personal Watercraft.....	1	32	14	47
Pontoon.....	2	8	24	34
Raft-Rubber .....	0	2	0	2
Runabout.....	0	30	25	55
Sail Only .....	0	1	0	1
Sail with Auxiliary Power.....	0	0	1	1
Unknown.....	0	1	2	3
Total.....	16	98	119	233

# Age of Killed/Injured and Operators

## Killed/Injured By Age Group

Age of Person	Killed	Percent	Injured	Percent
Under 1	0	0	0	0.00
1	0	0	0	0.00
2	0	0	0	0.00
3	0	0	2	1.94
4	0	0	2	1.94
5	0	0	0	0.00
6 - 10	0	0	1	0.97
11 - 15	0	0	10	9.71
16 - 20	1	6.67	11	10.68
21 - 25	2	13.33	8	7.77
26 - 30	3	20.00	8	7.77
31 - 35	0	0.00	12	11.65
36 - 40	0	0.00	8	7.77
41 - 45	3	20.00	10	9.71
46 - 50	1	6.67	6	5.83
51 - 55	0	0.00	7	6.80
56 - 60	1	6.67	10	9.71
61 - 65	3	20.00	2	1.94
66 - 70	0	0.00	2	1.94
71 - 75	1	6.67	3	2.91
76 and Over	0	0.00	1	0.97
Not Stated	0	0.00	0	0.00
Total	15		103	

## Age of Operators of Vessels Involved in Crashes

Age of Operator	Number Involved	Severity		
		Fatal Crashes	Injury Crashes	Property Damage Crashes
15 and Under	5	0	4	1
16	1	0	1	0
17	3	1	2	0
18	6	0	3	3
19	8	0	6	2
20	4	0	2	2
21 - 25	23	1	13	9
26 - 30	15	4	6	5
31 - 35	22	0	10	12
36 - 40	13	0	9	4
41 - 45	19	4	6	9
46 - 50	17	1	9	7
51 - 55	13	0	8	5
56 - 60	20	1	6	13
61 - 65	17	3	5	9
66 - 70	6	0	1	5
71 - 75	8	1	3	4
76 and Over	3	0	0	3
Not Stated	30	0	4	26
Total Drivers	233	16	98	119

# Buoy/Regatta/Dive Team/ Boater Education Statistics

<b>Buoy/Regatta/Dive Team/Boater Education Statistics</b>			
	2012	2013	2014
<b>Buoy Permitting</b>			
Permits .....	5,129	5,219	5,349
Approved Applications.....	59	55	38
Denied Applications.....	16	26	40
Revoked Permits .....	41	40	199
Updated Permits .....	33	15	21
Other Modifications/Reinstate.....	3	0	9
<b>Regatta Permitting</b>			
Total Permitted Events .....	1,901	1,942	1,880
<b>Dive Team Missions</b>			
Total Dives.....	28	42	51
<b>Boater Education</b>			
Students Taught by Troopers.....	3,356	1,974	2,333
Internet Courses Taught.....	10,135	9,942	10,160
Total Education Cards Issued.....	13,675	10,564	12,144

<b>Boater Education of Operator</b>				
Boater Education Received	Fatal	Injury	Property Damage	Total
American Red Cross .....	0	1	0	1
State .....	5	16	16	37
U.S. Power Squadron.....	0	1	2	3
USCG Auxillary.....	0	1	1	2
Other .....	0	0	0	0
None.....	6	58	63	127
Unknown.....	5	21	37	63
Total.....	16	98	119	233

# Drownings by Year

## Statewide Drowning Incidents in Missouri

Year	State Waters	Private	Total
2010	44	6	50
2011	35	6	41
2012	17	4	21
2013	35	3	38
2014	21	8	29

# Drownings by Month

## Statewide Drowning Incidents By Month

Month	State Waters	Private	Total
January	0	0	0
February	1	0	1
March	0	1	1
April	1	0	1
May	2	0	2
June	11	1	12
July	5	3	8
August	0	0	0
September	0	0	0
October	0	0	0
November	1	3	4
December	0	0	0
Total	21	8	29

*No accidental drowning victim was wearing a personal flotation device.*



# Drownings by Day and Hour

## Drowning Incidents by Day of Week

Day of Week	State Waters	Private	Total	Percent
Sunday	5	1	6	20.69
Monday	2	1	3	10.34
Tuesday	2	1	3	10.34
Wednesday	3	0	3	10.34
Thursday	3	0	3	10.34
Friday	4	2	6	20.69
Saturday	2	3	5	17.24
Total	21	8	29	

## Drowning Incidents by Time of Day

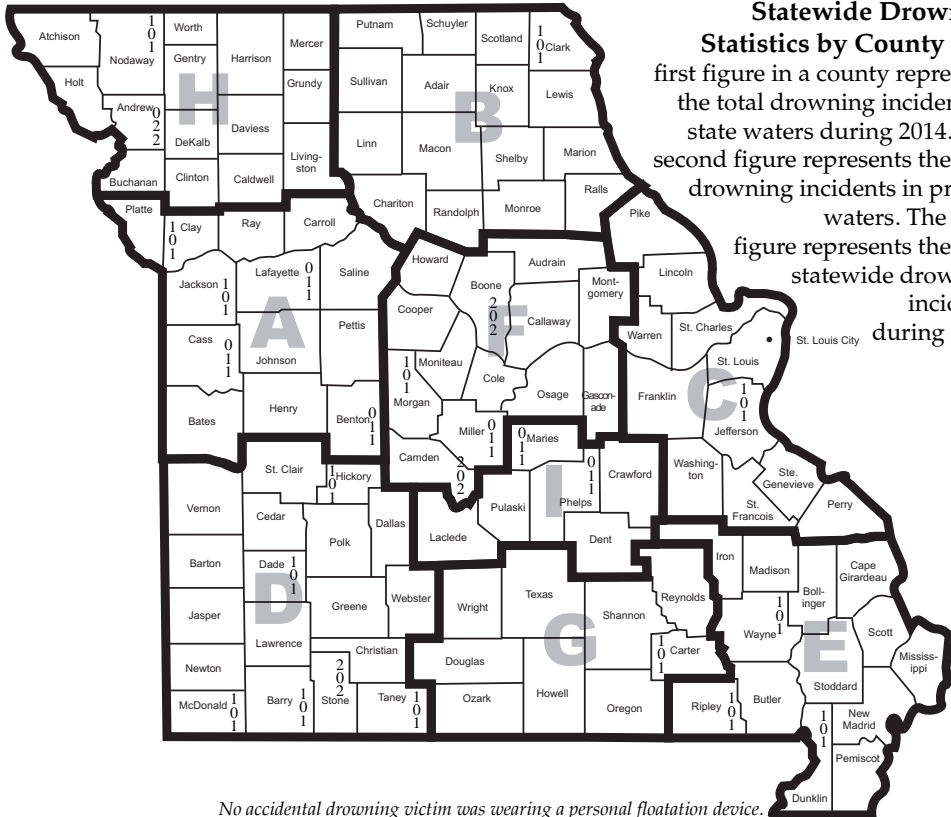
Time of Day	State Waters	Private	Total	Percent
Midnight to 3:59 a.m.	1	0	1	3.45
4:00 a.m. to 7:59 a.m.	0	0	0	0.00
8:00 a.m. to 11:59 a.m.	2	1	3	10.34
Noon to 3:59 p.m.	10	2	12	41.38
4:00 p.m. to 7:59 p.m.	8	3	11	37.93
8:00 p.m. to 11:59 p.m.	0	1	1	3.45
Unknown	0	1	1	3.45
Total	21	8	29	

*No accidental drowning victim was wearing a personal floatation device.*

# Statewide Drownings by Troop

Troop	State Waters	Private	Total
Troop A	2	3	5
Troop B	1	0	1
Troop C	1	0	1
Troop D	7	0	7
Troop E	3	0	3
Troop F	5	1	6
Troop G	1	0	1
Troop H	1	2	3
Troop I	0	2	2
Total	21	8	29

# Statewide Drownings by County



No accidental drowning victim was wearing a personal flotation device.

# Drownings by Body of Water

Body of Water	State Waters	Private	Total
Beaver Creek	1	0	1
Big River	1	0	1
Castor River	1	0	1
Current River	2	0	2
Dumas Creek	1	0	1
Elk River	1	0	1
Holiday Lake	0	1	1
Lake of the Ozarks	3	0	3
Longview Lake	1	0	1
Nodaway River	1	0	1
Perche Creek	1	0	1
Pomme de Terre Lake	1	0	1
Rocky Fork Lake	1	0	1
Rocky Hollow Lake	1	0	1
St. Francis River	1	0	1
Stockton Lake	1	0	1
Table Rock Lake	3	0	2
Private Creek	0	1	1
Private Pond	0	5	5
Private Quarry	0	1	1
Total	21	8	29

*No accidental drowning victim was wearing a personal floatation device.*







# Age of Drowning Victim

Age of Person	State Waters	Private	Total	Percent
1 - 5	1	1	2	6.90
6 - 10	0	1	1	3.45
11 - 15	0	1	1	3.45
16 - 20	7	2	9	31.03
21 - 25	1	1	2	6.90
26 - 30	4	0	4	13.79
31 - 35	1	0	1	3.45
36 - 40	0	0	0	0.00
41 - 45	0	0	0	0.00
46 - 50	0	0	0	0.00
51 - 55	0	0	0	0.00
56 - 60	2	0	2	6.90
61 - 65	1	0	1	3.45
66 - 70	1	1	2	6.90
71 - 75	0	0	0	0.00
76+	3	1	4	13.79
Total	21	8	29	

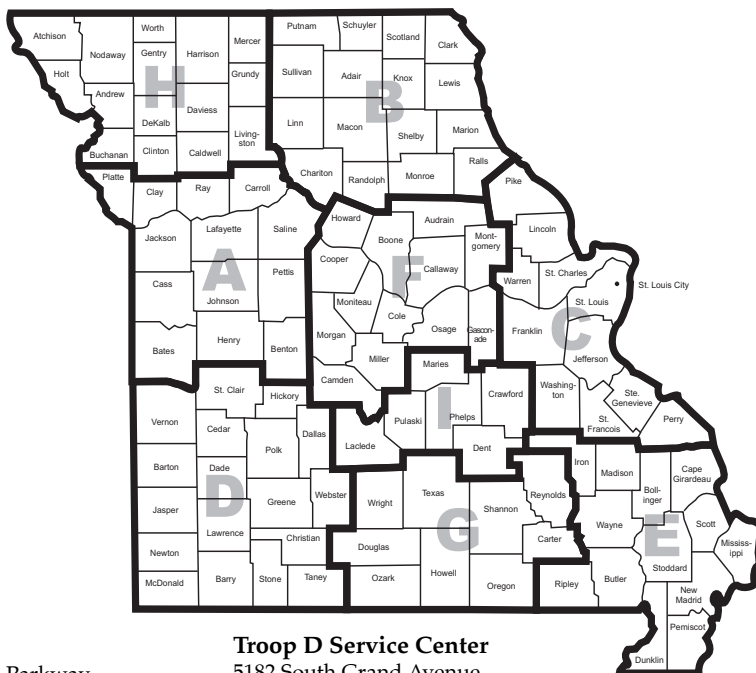


*No accidental drowning victim was wearing a personal flotation device.*

# Holiday Crashes & Drownings

Holiday	Crashes				Drownings			Period
	Year	Fatal	Injury	Property Damage	State	Private		
 Memorial Day	2013	1	3	3	0	0	From 6:00 p.m., Friday, May 24, to 11:59 p.m., Monday, May 27	
	2014	0	2	5	0	0	From 6:00 p.m., Friday, May 23, to 11:59 p.m., Monday, May 26	
 Independence Day	2013	1	8	10	3	0	From 6:00 p.m., Wednesday, July 3, to 11:59 p.m., Sunday, July 7	
	2014	1	9	11	3	1	From 6:00 p.m., Thursday, July 3, to 11:59 p.m., Sunday, July 6	
 Labor Day	2013	0	5	5	0	0	From 6:00 p.m., Friday, August 30, to 11:59 p.m., Monday, September 2	
	2014	0	5	8	0	0	From 6:00 p.m., Friday, August 29, to 11:59 p.m., Monday, September 1	
 Thanksgiving	2013	0	0	0	0	0	From 6:00 p.m., Wednesday, November 27, to 11:59 p.m., Sunday, December 1	
	2014	0	0	0	0	1	From 6:00 p.m., Wednesday, November 26, to 11:59 p.m., Sunday, November 30	
 Christmas	2013	0	0	0	0	0	From 6:00 p.m., Tuesday, December 24, to 11:59 p.m., Wednesday, December 25	
	2014	0	0	0	0	0	From 6:00 p.m., Wednesday, December 24, to 11:59 p.m., Sunday, December 28	
 New Year	2013	0	0	0	0	0	From 6:00 p.m., Friday, December 27, 2013, to 11:59 p.m., Wednesday, January 1, 2014	
	2014	0	0	0	0	0	From 6:00 p.m., Wednesday, December 31, 2014, to 11:59 p.m., Sunday, January 4, 2015	

# Highway Patrol Headquarters



## Troop A

504 S.E. Blue Parkway  
Lee's Summit, MO 64063-4351  
Phone: 816-622-0800  
Fax: 816-622-0715

## Troop B

308 Pine Crest Drive  
Macon, MO 63552-1030  
Phone: 660-385-2132  
Fax: 660-385-3920

## Troop C

891 Technology Drive  
Weldon Spring, MO 63304  
Phone: 636-300-2800  
Fax: 636-300-2741

## Troop C Service Center

P.O. Box 612  
5268 Flat River Road  
Park Hills, MO 63601-0612  
Phone: 573-431-0166  
Fax: 573-431-4429

## Troop D

3131 East Kearney  
Springfield, MO 65803-5044  
Phone: 417-895-6868  
Fax: 417-895-6877

## Troop D Service Center

5182 South Grand Avenue  
Carthage, MO 64836-9541  
Phone: 417-359-1500  
Fax: 417-359-1506

## Troop E

4947 Highway 67 North  
Poplar Bluff, MO 63901-8719  
Phone: 573-840-9500  
Fax: 573-840-9509

## Troop E Service Center

105 Keystone Drive  
Sikeston, MO 63801-5603  
Phone: 573-472-5200  
Fax: 573-472-5204

## Troop F

P.O. Box 568  
2920 N. Shamrock Road  
Jefferson City, MO 65102-0568  
Phone: 573-751-1000  
Fax: 573-751-6814

## Troop G

1226 West Business Highway 60/63  
Willow Springs, MO 65793  
Phone: 417-469-3121  
Fax: 417-469-3105

## Troop H

3525 North Belt Highway  
St. Joseph, MO 64506-1370  
Phone: 816-387-2345  
Fax: 816-387-2349

## Troop I

P.O. Box 128  
1301 Nagogami Road West  
Rolla, MO 65402-0128  
Phone: 573-368-2345  
Fax: 573-368-2352

## General Headquarters

P.O. Box 568  
1510 East Elm Street  
Jefferson City, MO 65102-0568  
Phone: 573-751-3313  
Fax: 573-751-9419

**Emergency Assistance:**  
1-800-525-5555 or Cellular \*55

**Road Conditions:**  
1-888-275-6636



**Information provided by:**  
Patrol Records Division

**Produced by:**  
Public Information and Education Division

**Printed by:**  
Missouri State Highway Patrol  
1510 East Elm Street  
Jefferson City, Missouri 65101



*An Internationally Accredited Agency*

SHP-652 07/2015